



www.alburywodongaaustralia.com.au

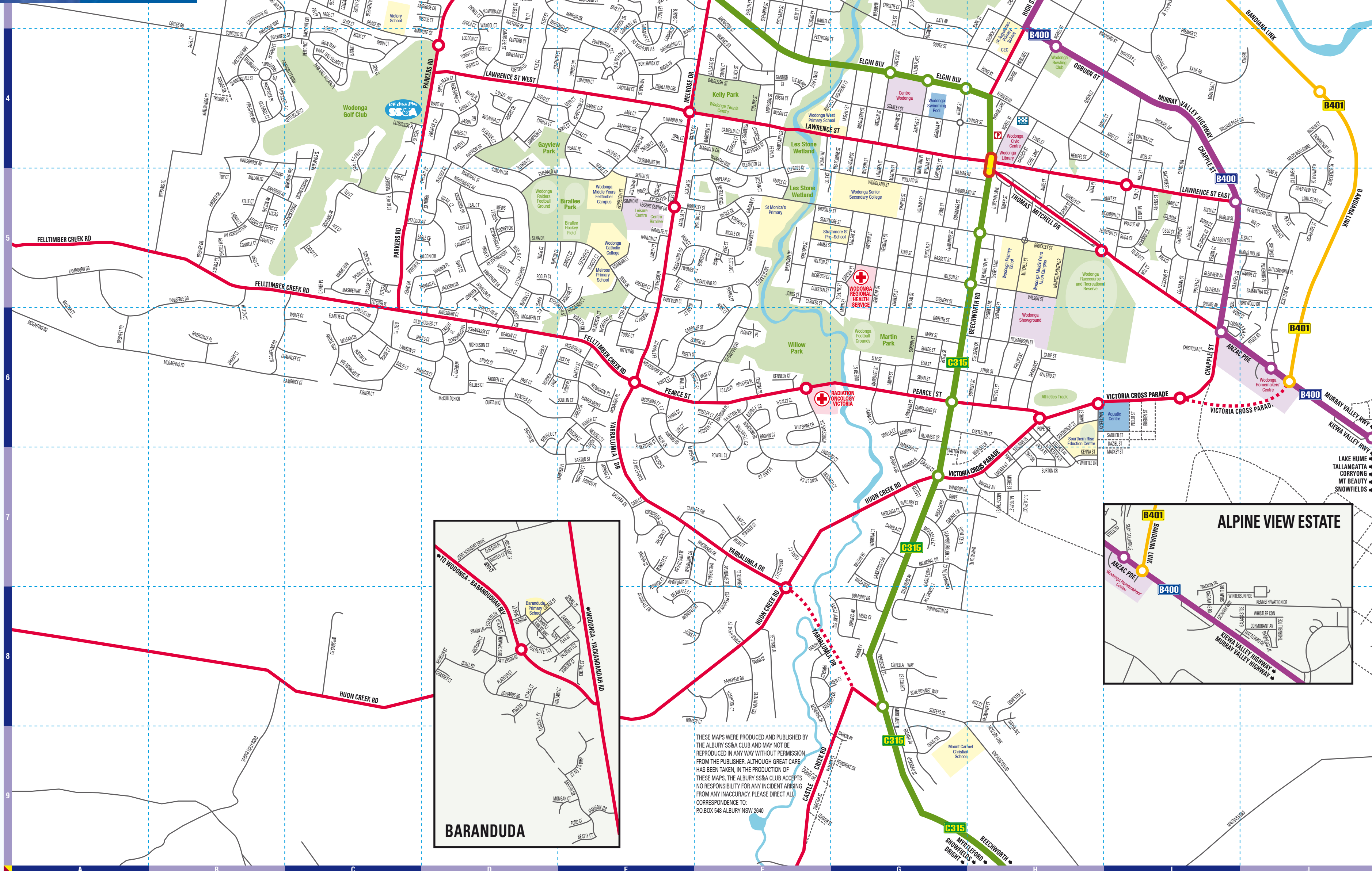
Gateway Visitor Information Centre

Free call 1300 796 222

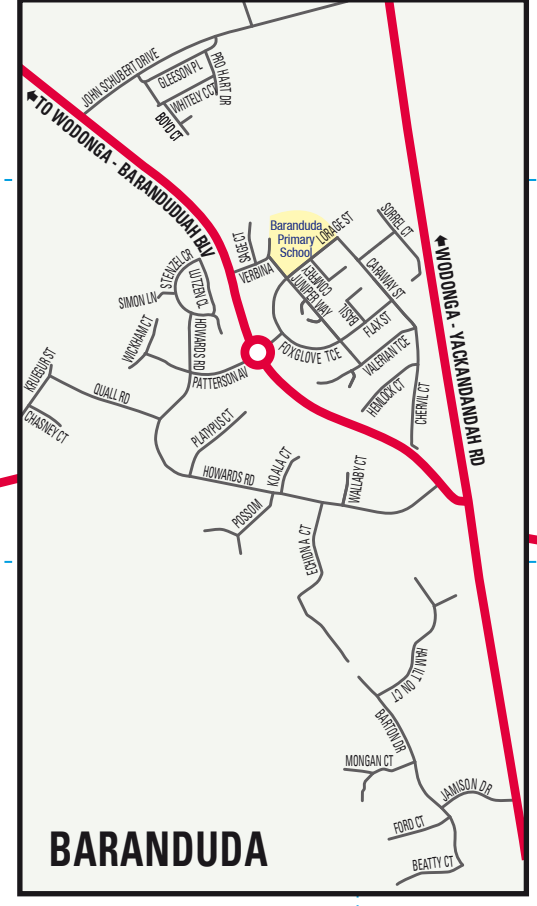
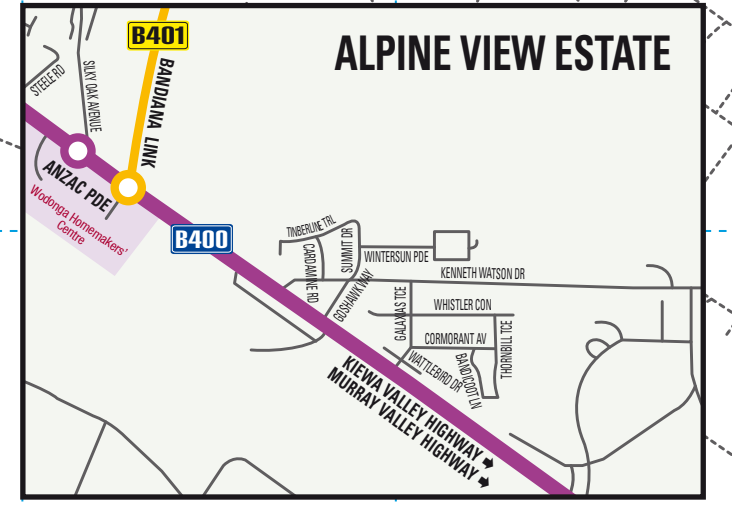
WODONGA STREET MAP

\$2

WODONGA



A	1	2	3	4	5	6	7	8	9	10	11	12	13	14	15	16	17	18	19	20	21	22	23	24	25	26	27	28	29	30	31	32	33	34	35	36	37	38	39	40	41	42	43	44	45	46	47	48	49	50
A	1	2	3	4	5	6	7	8	9	10	11	12	13	14	15	16	17	18	19	20	21	22	23	24	25	26	27	28	29	30	31	32	33	34	35	36	37	38	39	40	41	42	43	44	45	46	47	48	49	50
A	1	2	3	4	5	6	7	8	9	10	11	12	13	14	15	16	17	18	19	20	21	22	23	24	25	26	27	28	29	30	31	32	33	34	35	36	37	38	39	40	41	42	43	44	45	46	47	48	49	50



THESE MAPS WERE PRODUCED AND PUBLISHED BY THE ALBURY S&S CLUB AND MAY NOT BE REPRODUCED IN ANY WAY WITHOUT PERMISSION FROM THE PUBLISHER. ALTHOUGH GREAT CARE HAS BEEN TAKEN, IN THE PRODUCTION OF THESE MAPS, THE ALBURY S&S CLUB ACCEPTS NO RESPONSIBILITY FOR ANY INCIDENT ARISING FROM ANY INACCURACY PLEASE DIRECT ALL CORRESPONDENCE TO: P.O. BOX 548 ALBURY NSW 2840

LAKE HUME
TALLANGATTA
CORRYONG
MT BEAUTY
SNOWFIELDS